

Overview

This guide is intended to help you get started with your PSAT, SAT or ACT and AP test preparation! If you have questions as you get started, ask your teacher(s) for help.

Accessing Naviance Test Prep

To access Naviance Test Prep, follow the steps below:

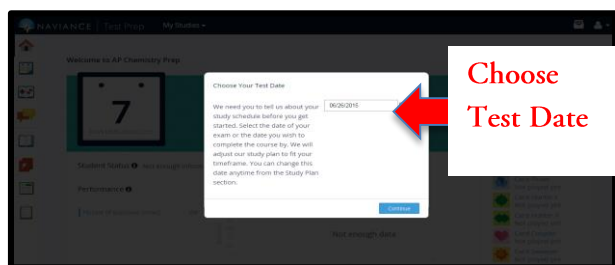
1. Log into Family Connection.
2. Click the **Naviance Test Prep** link in the **Resources** section of the **Home** page.
3. The Naviance Test Prep **Home** page appears in a new window.

Getting Started

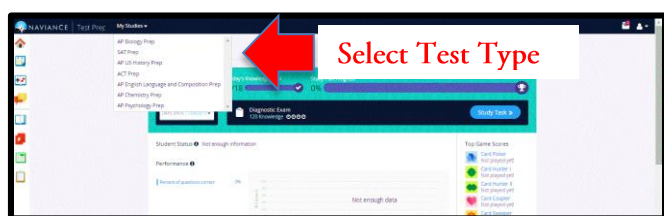
Tip: One of your first lessons is to orient yourself with all of the features available (**Get Started with Naviance Test Prep**.) Naviance Test Prep takes you through a tour of all of the features! Learn how to use Naviance Test Prep in the most efficient and effective way.

Complete these three easy steps to get started with your test prep:

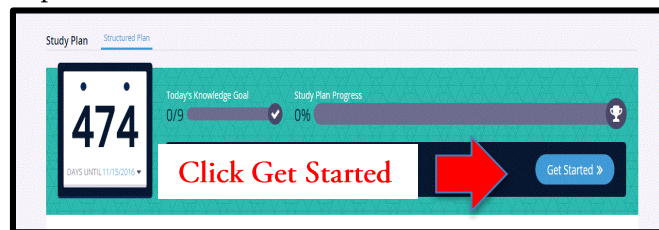
Step 1: Upon first logging into Naviance Test Prep you are prompted to **Choose Your Test Date**. Choose the date of your exam or the date you wish to complete the course. This action helps plan the study schedule.



***Optional:** If your school has purchased more than one test prep course confirm the test for which you wish to prepare under the **My Studies** drop-down. *



Step 2: Once you have selected the test date, Click the **Get Started** button. Depending on the exam, you are preparing for you complete some introduction information (*AP Courses*) or go straight to a diagnostic or practice test. Completing this steps allows the solution to analyze your strengths and areas for improvement.



Step 3: Begin your studies!

Naviance Test Prep Feature Descriptions

Study Plan:

The *Study Plan* guides users through the course in the most efficient way possible. The study plan helps students stay organized and on track. By having each user pick their desired end date, the study plan automatically adapts to their timeframe and feeds them the appropriate amount of content each day. Study plans are broken down into individual study tasks. A study task can be comprised of *Lessons*, *Flashcards*, *Practice Questions* or *Tests*. Each study task is given a number of 'Knowledge Points' based on length, difficulty, and importance. The 'Daily Knowledge Goal' informs the user how many points the need to complete each day to complete the course on time. If a student misses a day or studies more than the goal, the study plan automatically re-adjust.

Game Center

The *Game Center* is packed with fun, addictive games built on a foundation of spaced repetition strategies that help users learn faster and enhance memory retention. The games pull content from the flashcard section but

add a unique and challenging spin. Speed and correctness determine game scores.

Flashcards

The *Flashcard* section presents students with the important terms and concepts they need to know most. The digital flashcards allow them to learn terms

quickly. Practice Questions 

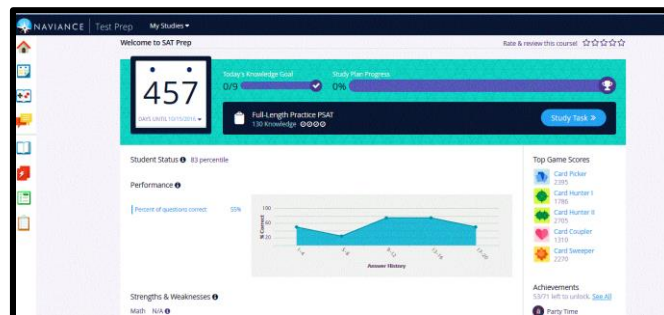
Practice Questions give users a casual environment to test their knowledge of specific categories and concepts. Users are allowed to take as many or as few questions at a time and can choose to review directly after answering or at the end of a session. Practice questions can be reset and taken as many times as student's want.

Test

The *Tests* section is designed to simulate a real test experience. Full-length exams are broken down into sections and breaks that mock real life exams. Users are encouraged to allow enough time to complete the entire exam without having to pause it.

Checking your Progress

The *Dashboard* is where your personal progress and performance information is displayed. On the “Home” page, you can view your performance over time, strength and weaknesses, student status, top game scores, and achievements. The “Home” page gives you a good overview of your status.



Tip: Messages and Notifications appear in the top right-hand corner of the page providing in-app messages and notifications regarding activity in a topic of discussion you follow or when you unlock an achievement.